



German Grill

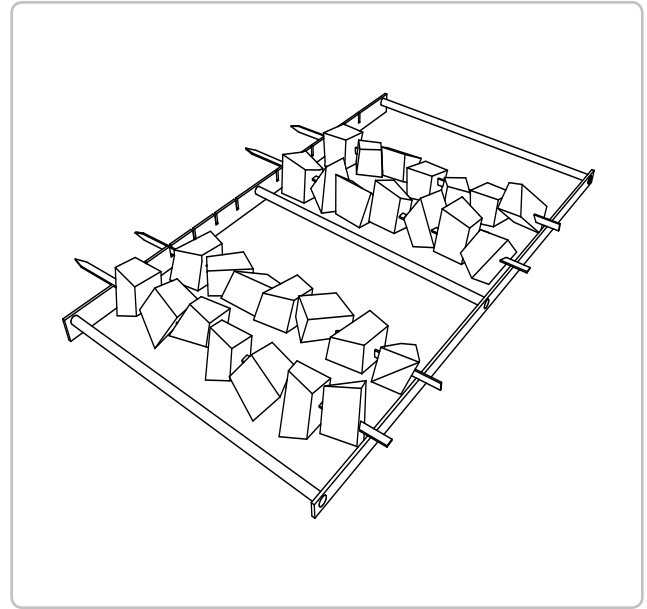
SKEWER RACK SPECIFICATION

SKEWER RACK

You don't really want the cooking grate in the way when you make kabobs, satay or yakitori. It just blocks the heat and makes it more difficult to turn the food.

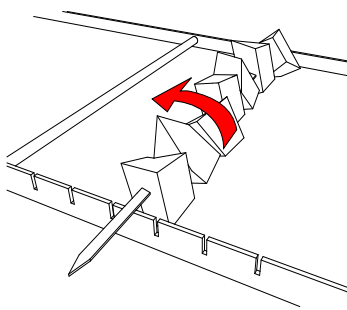
To use the skewer rack, you remove the cooking grate and place your food directly over the fire. It's easy to remove the cooking grate, place the skewer rack and then replace the grate to continue grilling other foods.

The skewer rack uses flat stainless skewers that keep the food from spinning. And the rack is slotted to hold the skewers in position. The design allows you to rotate the skewers 90° at a time so that you can precisely sear all four sides.

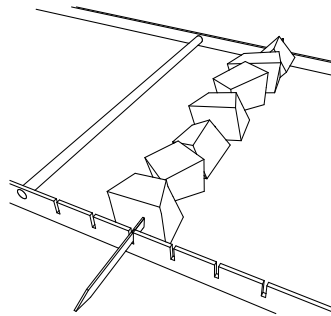


FEATURES & FUNCTIONALITY

The skewer rack provides these precision grilling features:



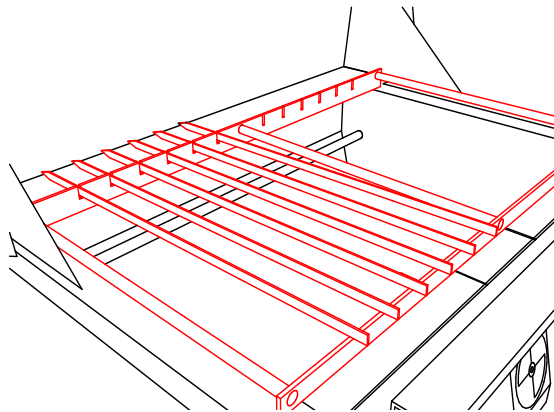
The flat skewer keeps the food from spinning as you sear all four sides



The rack positions the skewers in 90° increments

Skewer rack Features

- Flat skewers to prevent food from spinning
- Slotted rack to keep skewers in position
- Rack and skewers are stainless steel
- No assembly required
- Six skewers provided with the rack



Rack will hold twelve blade skewers

MEASUREMENTS

Width:	22" (xx cm)
Depth:	14" (xx cm)
Skewer slots:	12
Weight:	5 lbs. (xx Kg)
Skewers:	16" (xxcm)
Material	Stainless Steel